

M01 DEORE 20

YNU1F0






















DESIGNED IN FRANCE



- Transmission full Deore
- Cadre léger
- Géométrie performante et ludique



- | | | | |
|---|--|---|--|
|  | Carbone semi-rigide |  | Tec Obvius Rise bar 700 x 31,8 x 15 x 9° |
|  | RockShox Recon Gold, 100 mm, 15x100mm, Remote |  | Tec Obvius 60/70/80/90mm x 31,8 x 7° |
|  | Shimano Deore FC-MT500, 36 x 26
170 mm (38/43) 175 mm (48/53) |  | Shimano BL-MT500(L), BR-MT500(F), 180 / 160 mm |
|  | Tec SSP225, aluminium 27,5", disque, Tubeless Ready |  | Wellgo M21 |
|  | 32T, 15x100 mm / 12x142 mm |  | Rouge ruby |
|  | Hutchinson Taipan, 27,5 x 2,10 Tubeless Ready, Race Riposte, 127 TPI |  | 38-43-48-53 (S-M-L-XL) |
|  | Shimano Deore, SL-M6000, I-Spec, 20V |  | 11,30 kg |
|  | Shimano Deore, RD-6000 GS | | |
|  | Shimano Deore, FD-M6020 | | |
|  | Shimano Deore, CS-HG500-10, 11-42 | | |
|  | Tec Unicus | | |
|  | Tec Obvius alu 6061 T6, 31,6 x 350 mm | | |